

Accessibility Features



DSPT
Better Security.
Better Care.



**Digital
Care Hub**

DSPT in depth series:
Part 1

1. **Staffing and roles**
2. **Policies and procedures**
3. **Data Security**
4. **IT Systems and devices**



DSPT
Better Security.
Better Care.



Digital
Care Hub

The DSPT


Accessible information standard

About the accessible information standard

The accessible information standard sets out how providers and commissioners of NHS and publicly funded adult social care services should ensure disabled people and people with impairments or sensory loss:

- can access and understand information about NHS and adult social care services
- receive the communication support they need to use those services

All organisations that provide publicly funded NHS care or adult social care must have regard to this standard. Commissioners of NHS or social care must also have regard to this standard. Complying with the standard will also help organisations to meet their obligations under the Equality Act 2010 and other legislation.



Accessible information standard

Legal requirements

The [accessible information standard](#) has been in force since August 2016.

By law ([section 250 of the Health and Social Care Act 2012](#)), all organisations that provide NHS or adult social care services must have regard to the standard.

Organisations that commission NHS and/or adult social care services, for example, integrated care boards and local authorities, must also support implementation of the standard through contracting and performance management arrangements with their provider organisations in line with the requirements of the **Equality Act 2010**.



Accessible information - Legislation

-
- The [Equality Act 2010](#) places an anticipatory legal duty on all service providers to make “reasonable adjustments” to avoid putting a disabled person at a substantial disadvantage when compared to a person who is not disabled, including making reasonable adjustments in the **provision of information**.
 - The [Care Act 2014](#) includes the requirement that, “information and advice provided under this section must be accessible to, and proportionate to the needs of, those for whom it is being provided.

Speech-to-Text

- Helping users communicate effectively and efficiently.
- Voice Access function in smart phones

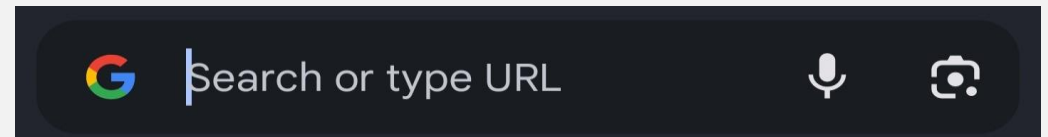
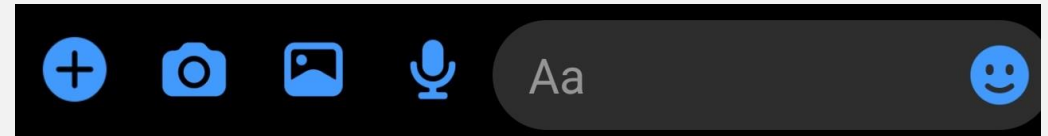
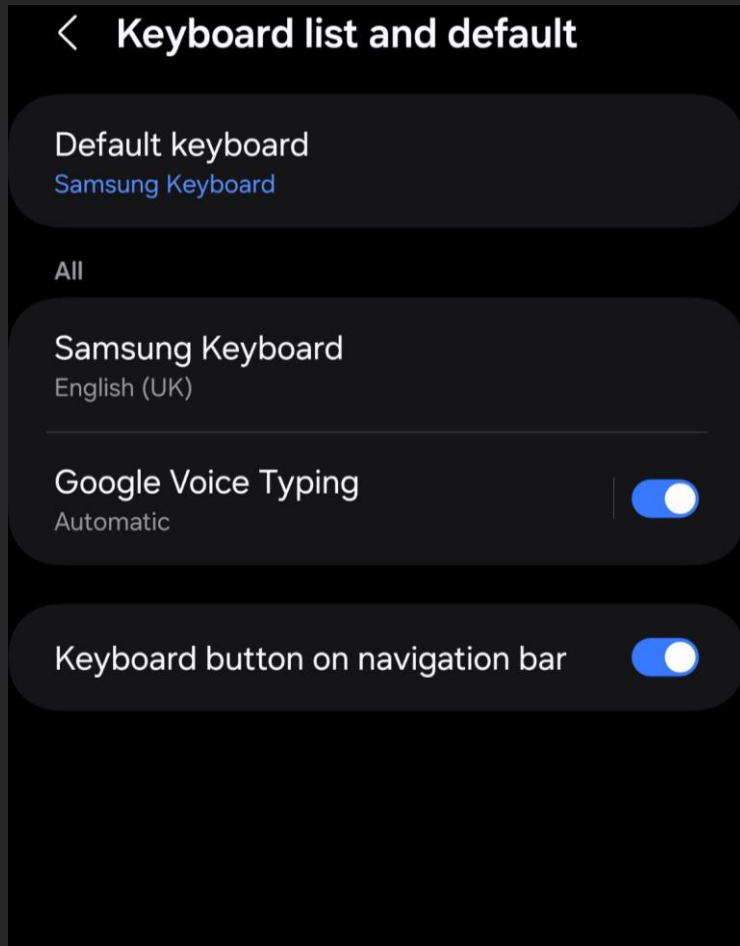


DSPT
Better Security.
Better Care.

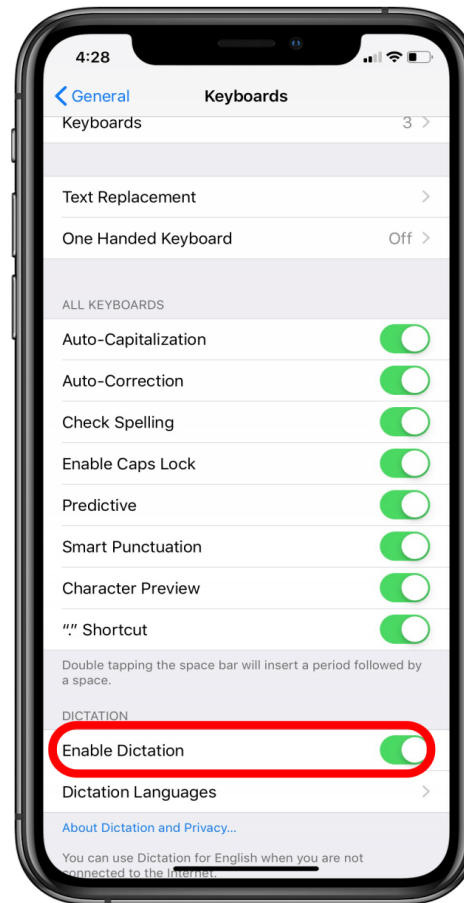
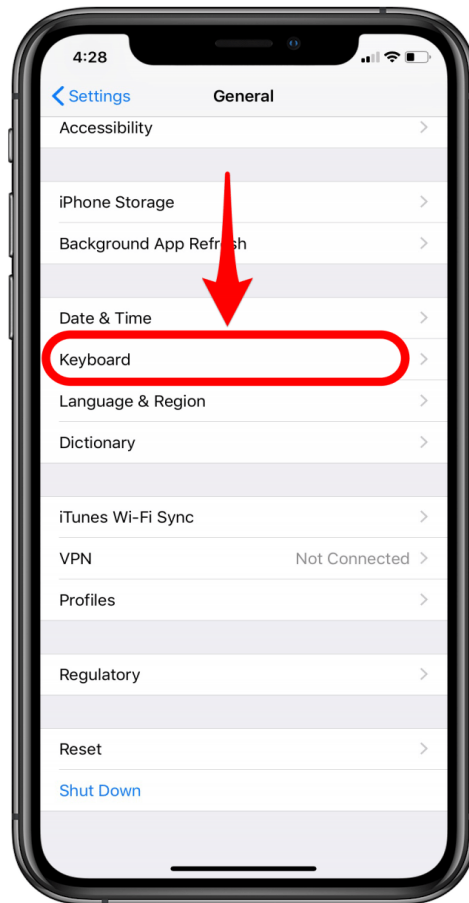
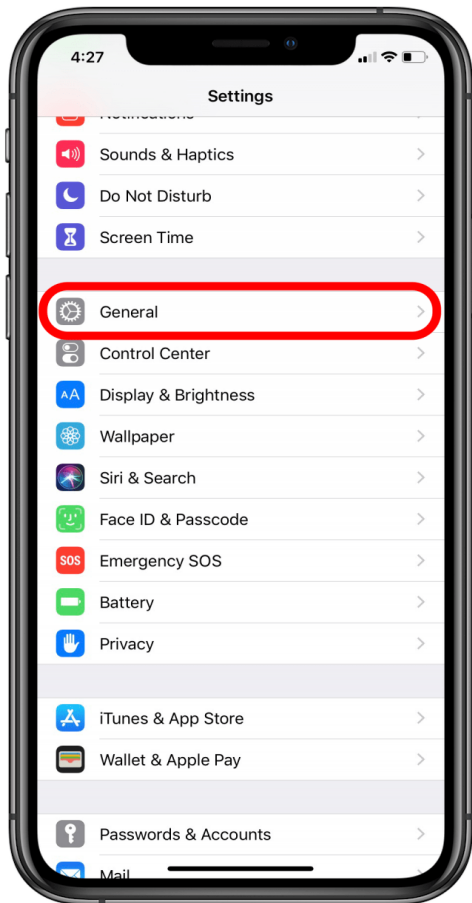


Digital
Care Hub

Android



IOS



DSPT
Better Security.
Better Care.



Computers and other devices



Enable Dictation Windows:

- Press Win + H to open the dictation toolbar

Enable Dictation Mac:

- Go to Apple Menu > System Preferences > Keyboard > Dictation.
- Turn on "Dictation" and choose your preferred microphone.

Speak Your Text:

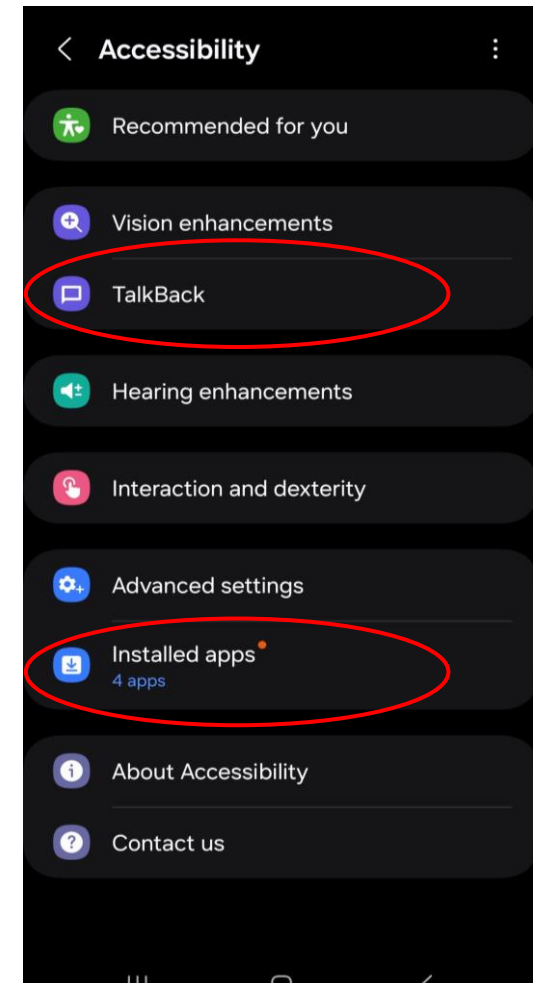
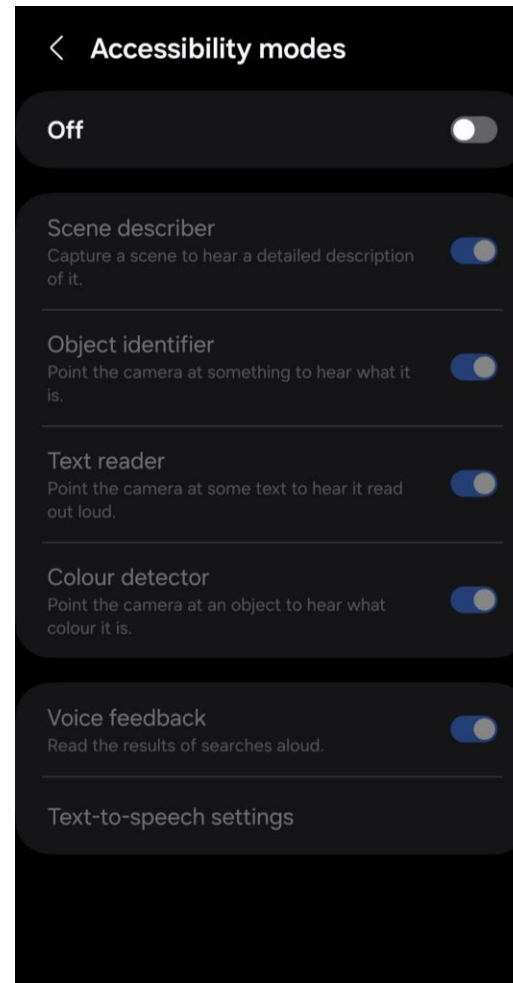
- Place the cursor in a text field, press Fn (Function) key twice, and start speaking

Text-to-Speech

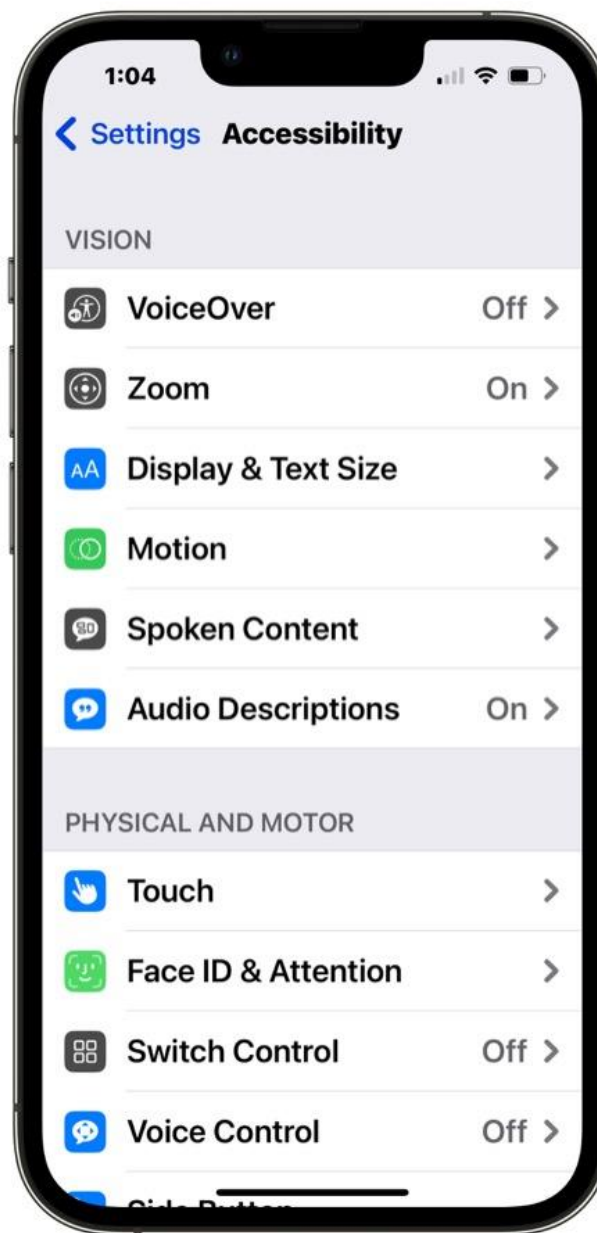
- Supporting users with vision or reading difficulties
- Word processing and messaging applications



Text-to-Speech Android



Text-to-speech: IOS



Windows

- **Enable Narrator:**
 - Press **Win + Ctrl + Enter** to start Narrator, a screen-reading app.
 - Use **Win + Ctrl + N** to open Narrator settings and customize it.
- **Use Read Aloud in Microsoft Apps:**
 - Open Microsoft Word or Edge.
 - In Word, go to **Review > Read Aloud** to have the document read to you.
 - In Edge, right-click on a webpage and select **Read Aloud**

Mac (Using VoiceOver or TTS Features)

- **Enable VoiceOver:**
 - Go to **System Preferences > Accessibility > VoiceOver** and turn it on.
 - Use **Cmd + F5** as a shortcut to toggle VoiceOver on or off.
- **Use Speak Selection:**
 - Highlight text and right-click to choose **Speech > Start Speaking**

Computers and other Devices



Web Browsers



Google Chrome Extensions:

- Use extensions like **Read Aloud: A Text to Speech Voice Reader** to read web pages aloud.



Microsoft Edge:

- Built-in Read Aloud feature can be accessed by right-clicking on a webpage or selecting **Read Aloud** from the toolbar.




Safari:

- Enable **Speech** under **Preferences > Accessibility > Speech** and use it to read selected text on websites.

Easy Read Options

- Making complex information more understandable
- Improve word size and spacing. Read aloud and softer colours

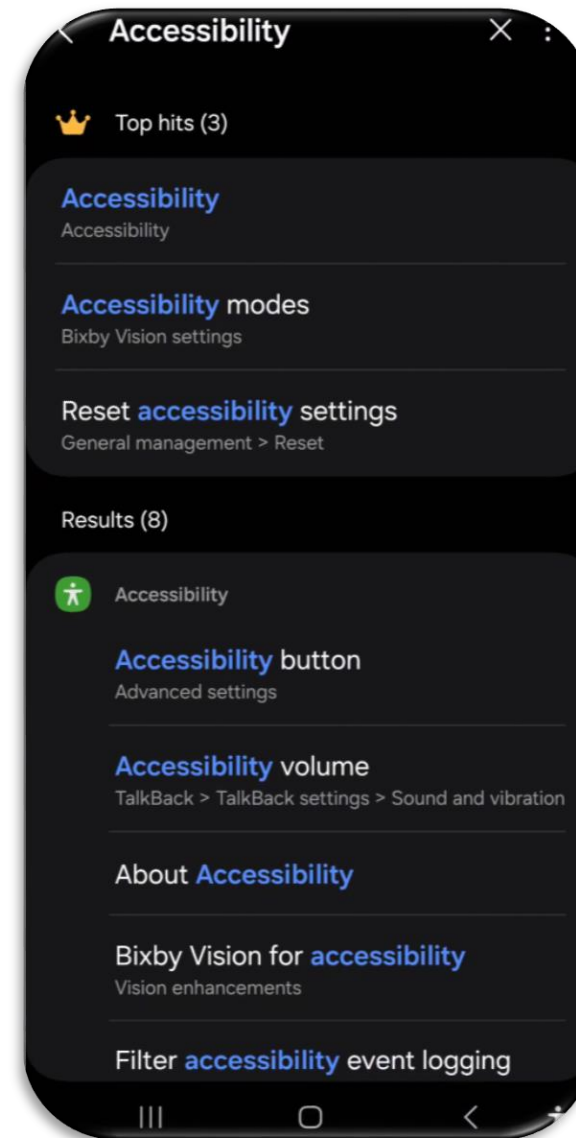
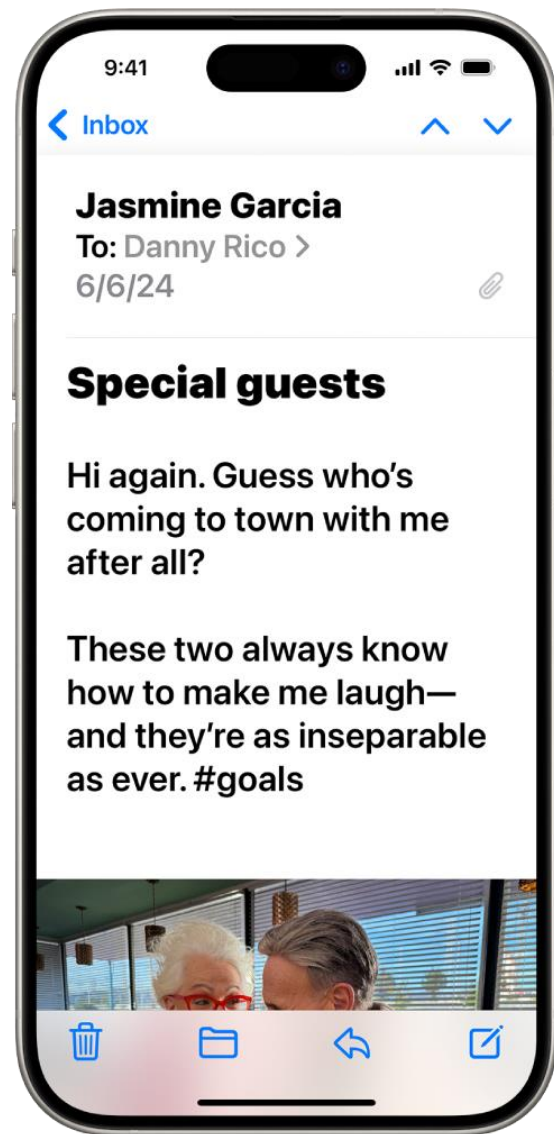


DSPT
Better Security.
Better Care.

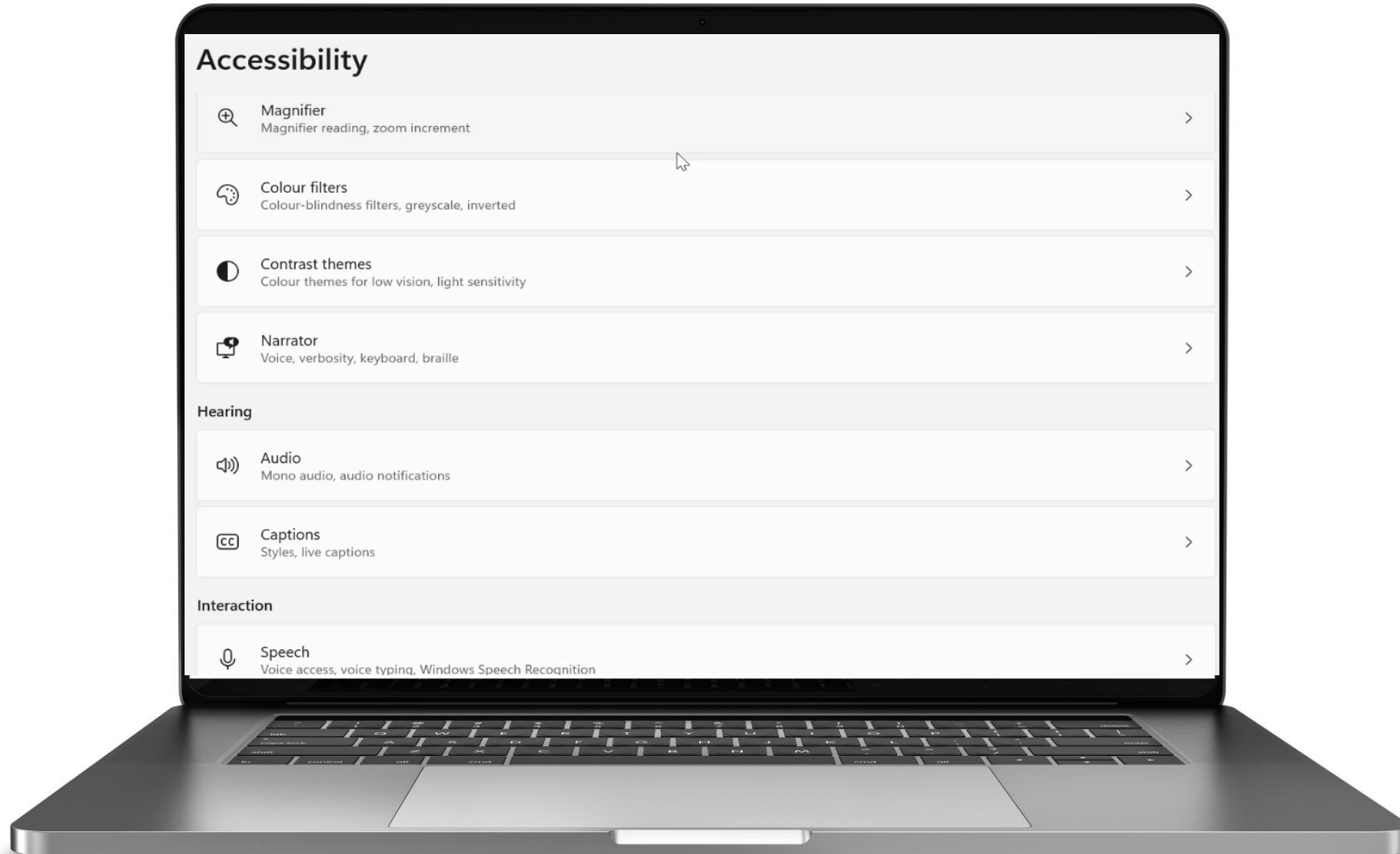


Digital
Care Hub

Android and IOS



Computers



Customisation Features

- Adapting devices with coloured backgrounds, larger text sizes, or contrast adjustments for individual needs





Voice- Controlled Devices

- Using smart assistants (e.g., Alexa, Google Assistant) to support tasks like reminders or simple queries.

Voice-
Controlled
Devices:

Alexa



DSPT
Better Security.
Better Care.



Digital
Care Hub

Voice-
Controlled
Devices:

Google
assistant



Google Assistant



DSPT
Better Security.
Better Care.



Digital
Care Hub

Voice- Controlled Devices:

Siri



DSPT
Better Security.
Better Care.



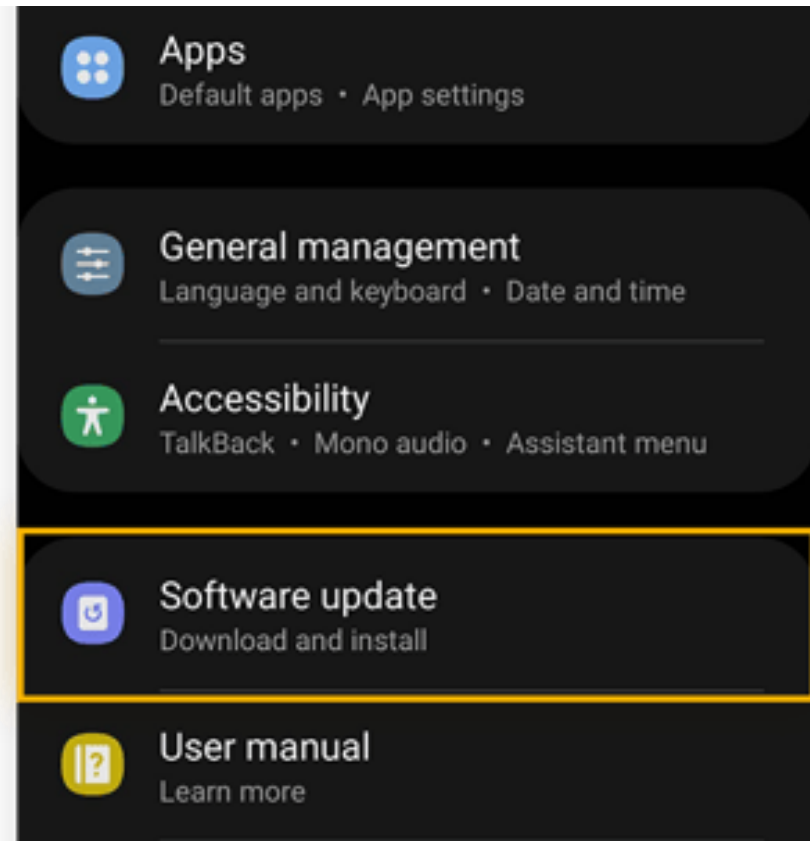
**Digital
Care Hub**



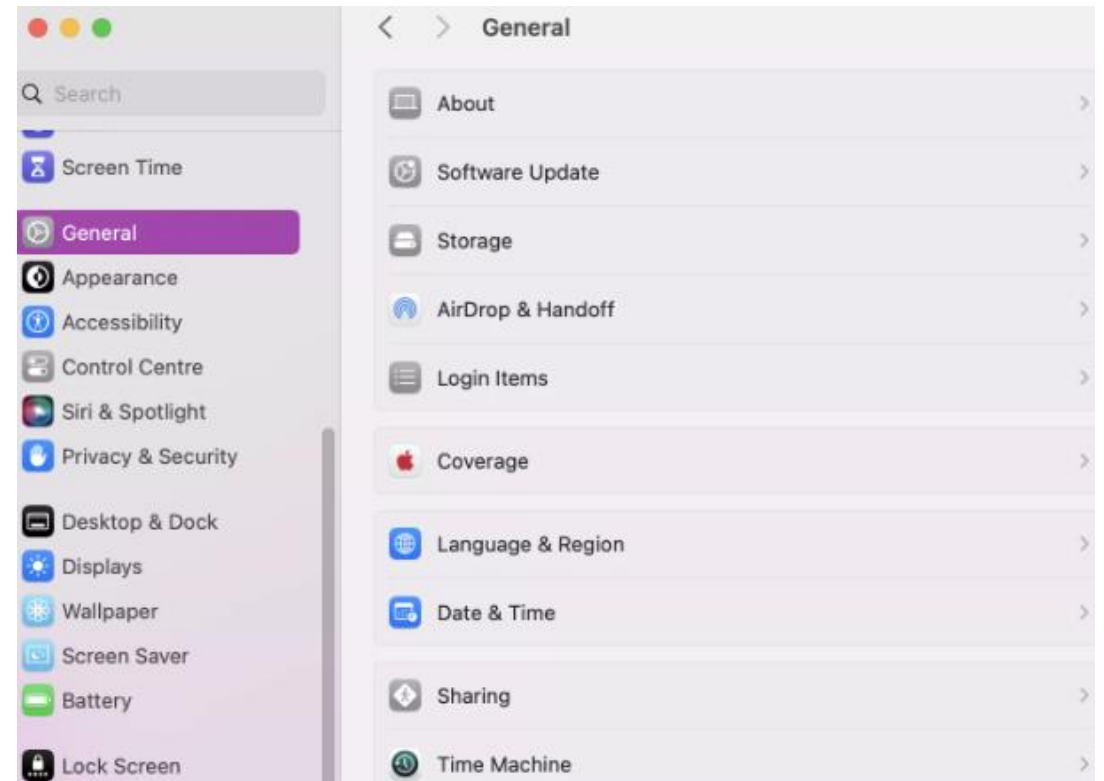
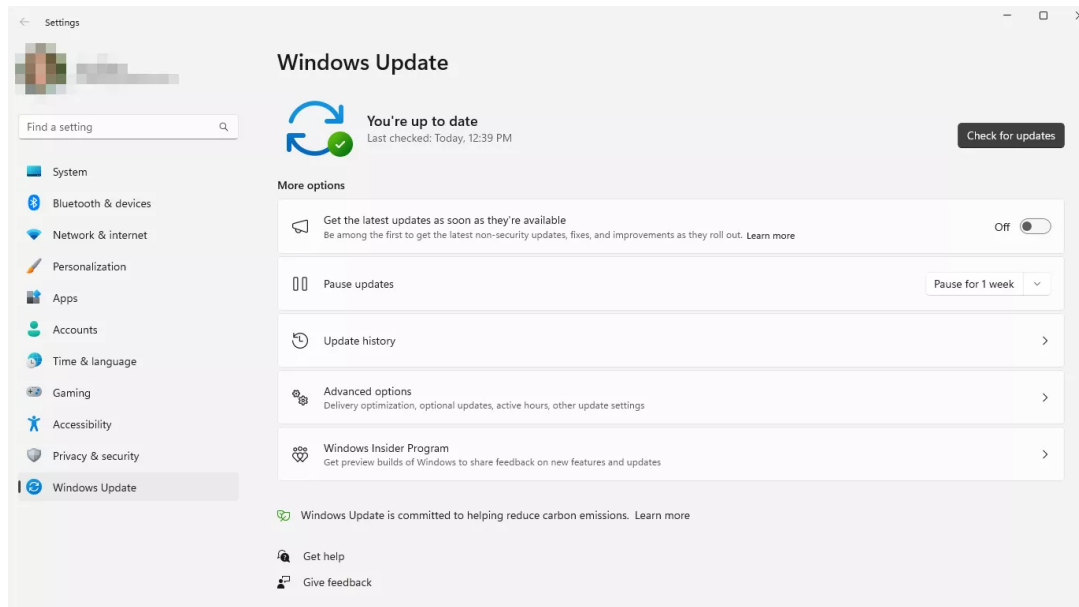
Digital Accessibility Standards

- Technology for all
- Inclusion
- Update Software

Software updates



Software updates



1. **Staffing and roles**
2. **Policies and procedures**
3. **Data Security**
4. **IT Systems and devices**



DSPT
Better Security.
Better Care.



Digital
Care Hub

The DSPT

Implementing New Technology – DSPT

Staffing and Roles

Evidence Item 1.1.5 – DPL/DPO

Evidence Item 3.2.1 – Staff Training

Evidence Item 3.4.1 – Role specific training



DSPT
Better Security.
Better Care.



Implementing New Technology – DSPT

Policies and Procedures

Evidence Item 1.1.2 – Data handling IAR/ROPA

Evidence Item 1.3.2 – Effectiveness of Data Handling

Evidence Item 1.3.8 – DPIA

Evidence Item 1.4.3 – Data retention (Devices)

Implementing New Technology – DSPT

Data Security

Evidence Item 6.1.1 – Data breach reporting

Evidence Item 7.1.1 – Digital Asset register (up to date)

Evidence Item 7.1.2 – Business Continuity planning

Implementing New Technology – DSPT

Staffing and Roles

Evidence Item 1.1.5 – DPL/DPO

Evidence Item 3.2.1 – Staff Training

Evidence Item 3.4.1 – Role specific training



DSPT
Better Security.
Better Care.



Implementing New Technology – DSPT

IT Systems and Devices

4.5.3 – MFA

4.5.4 – Passwords

6.2.1 – Antivirus

6.3.2 – Secure Wi-Fi

8.1.4/8.3.5 – Software updates

9.1.1 – Networking components

10.2.1 – Supplier Cyber Security



Further Support



DSPT
Better Security.
Better Care.



Digital
Care Hub



Digital care hub website: <https://www.digitalcarehub.co.uk/>



Sussex Digital team: <https://www.sussexdigitalteam.co.uk/>



My email: sam@sussexdigitalteam.co.uk